



## LEADING PARTICULARS

Maximum take-off weight	50,705 lb	23,000 kg
Maximum landing weight	49,272 lb	22,350 kg
Maximum zero fuel weight	46,296 lb	21,000 kg
Operational empty weight	30,197 lb	13,697 kg
Maximum payload	16,099 lb	7,302 kg
Maximum fuel capacity	11,023 lb	5,000 kg
Maximum cruise speed	275 KTAS	
Maximum operating altitude	25,000 ft	7,620 m
Average fuel burn / hr	1,432 lb	650 kg
Single engine service ceiling	9,800 ft	2,990 m

## AIRFIELD PERFORMANCE

SL, optimal flaps		ISA	ISA+10°C
Maximum take-off weight	lb	50,705	50,705
	kg	23,000	23,000
Take-off distance required (with RTO)	ft	4,314	
	m	1,315	

## SECTOR PERFORMANCE (50,705 lb MTOW)

SL, ISA optimal flaps, max cruise (Includes 100 nm diversion & reserves)		100 nm	200 nm	300 nm	400 nm	500 nm
Take-off weight	lb	48,519	49,079	49,635	50,219	50,706
	kg	22,008	22,262	22,514	22,779	23,000
Block fuel	lb	860	1,420	1,975	2,535	3,095
	kg	390	644	896	1,150	1,404
Block time (10 min ground time)	hr	0.38	1.02	1.24	1.47	2.10
Passengers with baggage (220 lb/100 kg each)		72	72	72	72	72

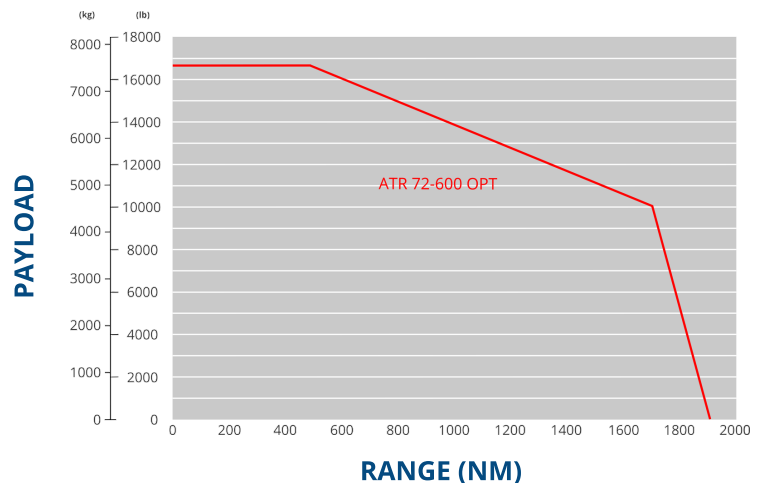
## CERTIFIED NOISE LEVELS

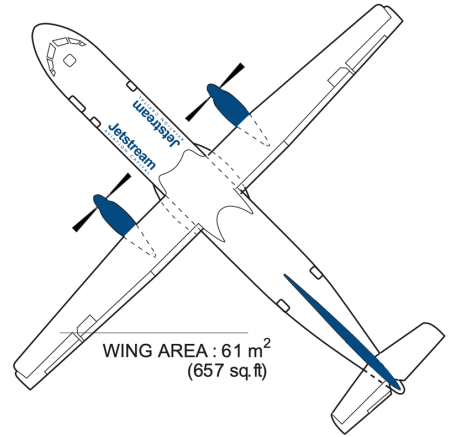

### Hamilton Sundstrand Propellers

Fly-over	EPNdB	80.5
Sideline	EPNdB	82.5
Approach	EPNdB	92.2

## PERFORMANCE MODIFICATIONS AVAILABLE

Engine upgrade options





## LEADING PARTICULARS

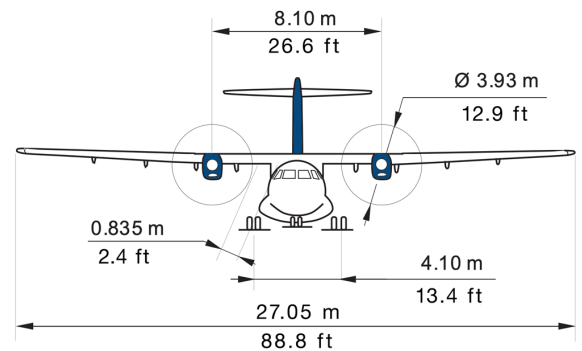
Length	89.1 ft	27.2 m
Height	25.1 ft	7.7 m
Wing span	88.8 ft	27.0 m
Propeller ground clearance	2.6 ft	0.8 m
Cargo door (H x W)	5.0 ft x 4.2 ft	1.3 x 1.57 m
Sill height, passenger door	4.9 ft	1.5 m
Sill height, cargo door	4.0 ft	1.22 m

## ENGINES

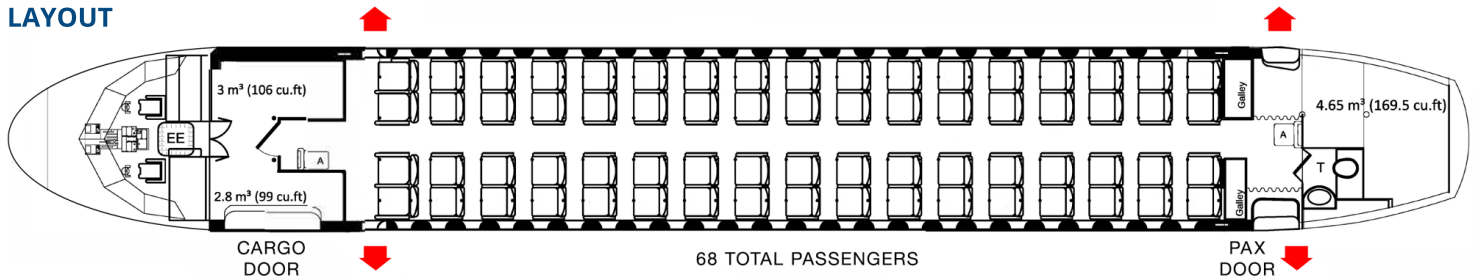
(2) Pratt & Whitney Canada PW127M/N

Maximum take-off power (ISA, APR) 2,750 SHP

Propellers Hamilton Standard: 568F  
6 Blades, Diameter 3.93 m / 12.9 ft



## LAYOUT



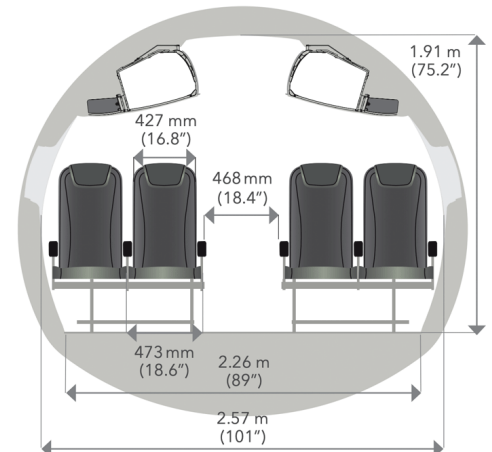
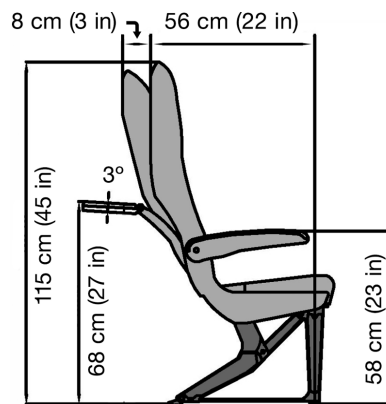
## CABIN SPECIFICATIONS

Cabin length	46 ft	14.10 m
Cabin width	8.4 ft	2.6 m
Headroom	6.3 ft	1.9 m
Aisle width	18.4 in	0.5 m
Seat pitch	31.0 in	0.8 m

## BAGGAGE VOLUME

Overhead bin	114.4 ft <sup>3</sup>	3.24 m <sup>3</sup>
Underseat	64.6 ft <sup>3</sup>	1.83 m <sup>3</sup>
Rear cargo	169.5 ft <sup>3</sup>	4.65 m <sup>3</sup>
Forward cargo	205 ft <sup>3</sup>	5.8 m <sup>3</sup>
Baggage vol per pax	8.1 ft <sup>3</sup>	0.23 m <sup>3</sup>

## SEAT / CABIN DIMENSIONS



The contents of this data sheet are based on the latest information available to Jetstream Aviation Capital. While given in good faith, it should not be taken as establishing any commitment on the part of Jetstream Aviation Capital or used for flight operations.

©2024 Jetstream Aviation Capital, LLC. May not be distributed or reproduced in whole or part without express written permission.